

Old Sweetbriar Farms Homeowners Association
Fund Statement
(Cash Basis)
August 2021

		Operating	Replacement	Total
		Fund	Reserve	Fund Balances
		Fund	Fund	Fund
Beginning Equity		57,492.91	55,918.23	113,411.14
Op Income to Reserves 1/15/21 per BOD		-12,000.00	12,000.00	0.00
		<u>45,492.91</u>	<u>67,918.23</u>	<u>113,411.14</u>
Income		59,837.43	7,372.08	67,209.51
Expenses		-51,946.41		-51,946.41
Net income		<u>7,891.02</u>	<u>7,372.08</u>	<u>15,263.10</u>
Ending Equity		<u>53,383.93</u>	<u>75,290.31</u>	<u>128,674.24</u>
Cash in NW Bank Operating	1010	39,217.57		39,217.57
Cash in NW Bank Operating MM	1011	14,166.36		14,166.36
Cash in NW Bank Reserves	1020		75,290.31	75,290.31
		<u>53,383.93</u>	<u>75,290.31</u>	<u>128,674.24</u>
Interfund	**	<u>0.00</u>	<u>0.00</u>	<u>0.00</u>

Balance Sheet

Property: Old Sweetbriar Farm Homeowners Association
As of 08/31/21 (cash basis)

ASSETS

Bank		
1010 Cash in NW Bank Operating		39,217.57
1011 Cash in NW Bank Money Market Operating		14,166.36
Total Bank		<u>53,383.93</u>

TOTAL ASSETS 53,383.93

LIABILITIES & EQUITY

Equity

3000 Fund Balances		-12,000.00
3001 Operating Fund Balance Prior Year		57,492.91
3101 Current Year Income		7,891.02

Total Equity 53,383.93

TOTAL LIABILITIES & EQUITY 53,383.93

Budget Comparison

Properties: Old Sweetbriar Farm Homeowners Association
 Comparison Periods: 8/1/2021 - 8/31/2021 and 1/1/2021 - 12/31/2021 (Cash Basis)

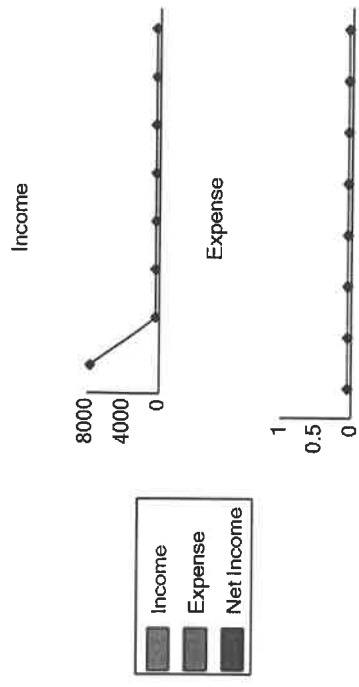

	Actual 8/1/2021 - 8/31/2021	Budget 8/1/2021 - 8/31/2021	\$ Change	% Change	Actual 1/1/2021 - 8/31/2021	Budget 1/1/2021 - 12/31/2021	\$ Change	% Change
4000 Income								
4001 Regular Assessments	226.36	0.00	226.36	0.0%	63,244.00	90,783.00	-27,539.00	0.0%
4006 Reserve Transfer Adjustm	0.00	0.00	0.00	0.0%	-7,200.00	-7,200.00	0.00	-30.3%
4100 Interest Revenue	4.35	0.00	4.35	0.0%	32.98	0.00	32.98	0.0%
4501 Late Charges	2.50	0.00	2.50	0.0%	1,008.39	0.00	1,008.39	0.0%
4503 10-Day Demand Letter Fee	0.00	0.00	0.00	0.0%	475.00	0.00	475.00	0.0%
4506 NSF Charges	0.00	0.00	0.00	0.0%	35.00	0.00	35.00	0.0%
4508 Interest Charges	13.10	0.00	13.10	0.0%	324.91	0.00	324.91	0.0%
4510 Compliance	0.00	0.00	0.00	0.0%	1,190.50	0.00	1,190.50	0.0%
4516 Attorney Turnover	5.24	0.00	5.24	0.0%	700.00	0.00	700.00	0.0%
4601 Other Fees	0.00	0.00	0.00	0.0%	26.65	0.00	26.65	0.0%
4000 Total Income	251.55	0.00	251.55	0.0%	59,837.43	83,583.00	-23,745.57	-28.4%
TOTAL INCOME	251.55	0.00	251.55	0.0%	59,837.43	83,583.00	-23,745.57	-28.4%
5000 Maintenance and Repair Sen								
5001 General Maintenance/Repr	0.00	296.92	-296.92	-100.0%	200.00	3,563.00	-3,363.00	-94.4%
5000 Total Maintenance and Rep	0.00	296.92	-296.92	-100.0%	200.00	3,563.00	-3,363.00	-94.4%
5200 LANDSCAPING								
5201 Landscape Contract Serv	2,830.00	2,830.00	0.00	0.0%	19,850.00	33,960.00	-14,110.00	-41.5%
5213 Landscaping Miscellaneous	260.00	583.33	-323.33	-55.4%	2,367.00	7,000.00	-4,633.00	-66.2%
5200 Total LANDSCAPING	3,090.00	3,413.33	-323.33	-9.5%	22,217.00	40,960.00	-18,743.00	-45.8%
5300 UTILITY								
5302 Utility - Irrigation Water	988.65	150.00	838.65	559.1%	2,429.61	1,800.00	629.61	35.0%
5303 Utility - Electricity	0.00	208.33	-208.33	-100.0%	1,075.84	2,500.00	-1,424.16	-57.0%
5300 Total UTILITY	988.65	358.33	630.32	175.9%	3,505.45	4,300.00	-794.55	-18.5%
5400 ADMIN SERVICES								
5401 Management Services - Cc	1,890.00	1,890.00	0.00	0.0%	15,120.00	22,680.00	-7,560.00	-33.3%
5402 Management Services - Ex	0.00	65.00	-65.00	-100.0%	156.60	780.00	-623.40	-79.9%
5406 Miscellaneous Administrati	0.00	0.00	0.00	0.0%	204.00	0.00	204.00	0.0%
5410 Office Supplies/Printing/Po	41.31	166.67	-125.36	-75.2%	1,366.09	2,000.00	-633.91	-31.7%
5438 Legal/Collection Expenses	0.00	83.33	-83.33	-100.0%	385.27	1,000.00	-614.73	-61.5%

	Actual 8/1/2021 - 8/31/2021	Budget 8/1/2021 - 8/31/2021	\$ Change	% Change	Actual 1/1/2021 - 8/31/2021	Budget 1/1/2021 - 12/31/2021	\$ Change	% Change
5446 Accounting/Tax Returns/R	2,000.00	166.67	1,833.33	1100.0%	2,030.00	2,000.00	30.00	1.5%
5454 Licenses/Annual Reports	0.00	4.17	-4.17	-100.0%	50.00	50.00	0.00	0.0%
5458 Insurance	0.00	387.50	-387.50	-100.0%	5,297.00	4,650.00	647.00	13.9%
5462 Board/Annual Meeting Exp	0.00	8.33	-8.33	-100.0%	0.00	100.00	-100.00	-100.0%
5408 Storage Facilities	0.00	125.00	-125.00	-100.0%	0.00	1,500.00	-1,500.00	-100.0%
5400 Total ADMIN SERVICES	3,931.31	2,896.67	1,034.64	35.7%	24,608.96	34,760.00	-10,151.04	-29.2%
5500 Miscellaneous Charges				0.0%				0.0%
5501 Late Charges	0.00	0.00	0.00	0.0%	780.00	0.00	780.00	0.0%
5503 10-Day Demand Letter Fee	0.00	0.00	0.00	0.0%	500.00	0.00	500.00	0.0%
5506 NSF Charge	0.00	0.00	0.00	0.0%	35.00	0.00	35.00	0.0%
5516 Attorney Turnover	0.00	0.00	0.00	0.0%	100.00	0.00	100.00	0.0%
5500 Total Miscellaneous Charg	0.00	0.00	0.00	0.0%	1,415.00	0.00	1,415.00	0.0%
TOTAL EXPEI	8,009.96	6,965.25	1,044.71	15.0%	51,946.41	83,583.00	-31,636.59	-37.9%
NET INCOME	-7,758.41	-6,965.25	-793.16		7,891.02	0.00	7,891.02	

Profit & Loss 12 Month Recap

Property: Old Sweetbriar Farm HOA Reserves
 Monthly recap 01/01/21 - 08/31/21 (cash basis)

	JAN 21	FEB 21	MAR 21	APR 21	MAY 21	JUN 21	JUL 21	AUG 21	TOTAL
INCOME									
4901 Reserve Assessments	7,200.00	0.00	0.00	0.00	0.00	0.00	0.00	0.00	7,200.00
4906 Reserve Interest	17.73	20.18	23.79	21.63	20.19	23.81	21.65	23.10	172.08
TOTAL INCOME	7,217.73	20.18	23.79	21.63	20.19	23.81	21.65	23.10	7,372.08
NET INCOME	7,217.73	20.18	23.79	21.63	20.19	23.81	21.65	23.10	7,372.08
NET INCOME SUMMARY									
Income	7,217.73	20.18	23.79	21.63	20.19	23.81	21.65	23.10	7,372.08
Expense	0.00	0.00	0.00	0.00	0.00	0.00	0.00	0.00	0.00
NET INCOME	7,217.73	20.18	23.79	21.63	20.19	23.81	21.65	23.10	7,372.08

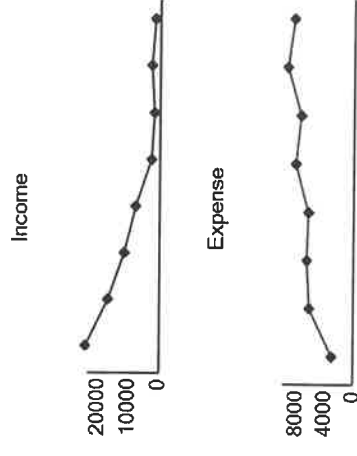
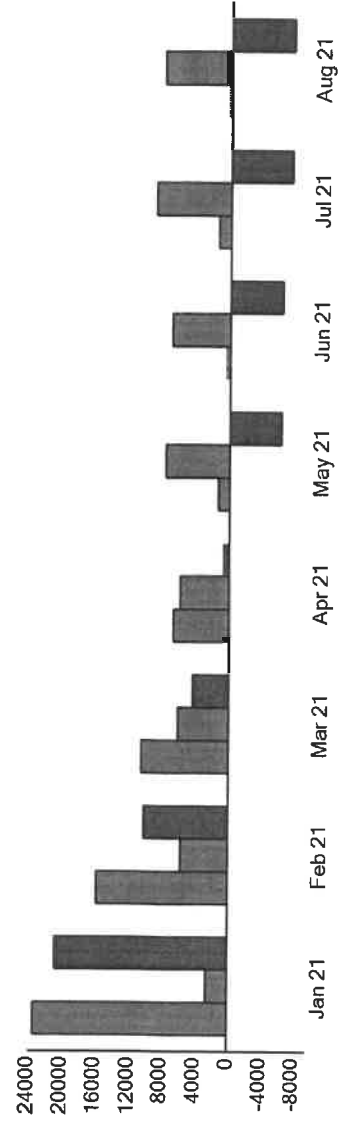


Profit & Loss 12 Month Recap

Property: Old Sweetbriar Farm Homeowners Association
 Monthly recap 01/01/21 - 08/31/21 (cash basis)

	JAN 21	FEB 21	MAR 21	APR 21	MAY 21	JUN 21	JUL 21	AUG 21	TOTAL
INCOME									
4000 Income									
4001 Regular Assessments	29,995.26	15,800.26	9,262.18	5,500.99	1,151.65	417.49	889.81	226.36	63,244.00
4006 Reserve Transfer Adjustment	-7,200.00	0.00	0.00	0.00	0.00	0.00	0.00	0.00	-7,200.00
4100 Interest Revenue	3.93	3.80	4.43	4.12	3.80	4.48	4.07	4.35	32.98
4501 Late Charges	133.06	69.20	94.15	529.83	25.00	50.00	104.65	2.50	1,008.39
4503 10-Day Demand Letter Fees	25.00	0.00	0.00	425.00	0.00	25.00	0.00	0.00	475.00
4506 NSF Charges	0.00	0.00	0.00	0.00	35.00	0.00	0.00	0.00	35.00
4508 Interest Charges	91.24	13.24	114.06	35.38	-2.47	9.03	51.33	13.10	324.91
4510 Compliance	150.50	0.00	890.00	75.00	75.00	0.00	0.00	0.00	1,190.50
4516 Attorney Turnover	200.00	0.00	100.00	100.00	0.00	7.26	287.50	5.24	700.00
4601 Other Fees	0.00	0.00	0.00	0.00	26.65	0.00	0.00	0.00	26.65
4000 Total Income	23,398.99	15,886.50	10,464.82	6,670.32	1,314.63	513.26	1,337.36	251.55	59,837.43
TOTAL INCOME	23,398.99	15,886.50	10,464.82	6,670.32	1,314.63	513.26	1,337.36	251.55	59,837.43
EXPENSE									
5000 Maintenance and Repair Service									
5001 General Maintenance/Repair	0.00	0.00	0.00	0.00	0.00	0.00	200.00	0.00	200.00
5000 Total Maintenance and Repair	0.00	0.00	0.00	0.00	0.00	0.00	200.00	0.00	200.00
5200 LANDSCAPING									
5201 Landscape Contract Services	0.00	2,830.00	2,830.00	2,830.00	2,850.00	2,850.00	2,830.00	2,830.00	19,850.00
5213 Landscaping Miscellaneous	0.00	125.00	150.00	252.00	260.00	1,060.00	260.00	260.00	2,367.00
5200 Total LANDSCAPING	0.00	2,955.00	2,980.00	3,082.00	3,110.00	3,910.00	3,090.00	3,090.00	22,217.00
5300 UTILITY									
5302 Utility - Irrigation Water	0.00	0.00	0.00	0.00	241.74	530.88	668.34	988.65	2,429.61
5303 Utility - Electricity	180.99	163.30	155.47	146.31	146.18	143.08	140.51	0.00	1,075.84
5300 Total UTILITY	180.99	163.30	155.47	146.31	387.92	673.96	808.85	988.65	3,505.45
5400 ADMIN SERVICES									
5401 Management Services - Conti	1,890.00	1,890.00	1,890.00	1,890.00	1,890.00	1,890.00	1,890.00	1,890.00	15,120.00
5402 Management Services - Extra	0.00	62.64	62.64	0.00	31.32	0.00	0.00	0.00	156.60
5406 Miscellaneous Administrative	0.00	0.00	0.00	0.00	0.00	204.00	0.00	0.00	204.00
5410 Office Supplies/Printing/Posti	88.40	228.36	59.66	467.87	167.52	220.66	92.31	41.31	1,366.09
5438 Legal/Collection Expenses	0.00	385.27	949.32	-949.32	0.00	0.00	0.00	0.00	385.27
5446 Accounting/Tax Returns/Revi	0.00	30.00	0.00	0.00	0.00	0.00	0.00	2,000.00	2,030.00
5454 Licenses/Annual Reports	0.00	0.00	0.00	0.00	50.00	0.00	0.00	0.00	50.00
5458 Insurance	387.00	0.00	0.00	0.00	2,046.00	0.00	2,864.00	0.00	5,297.00
5400 Total ADMIN SERVICES	2,365.40	2,596.27	2,961.62	1,408.55	4,184.84	2,314.66	4,846.31	3,931.31	24,608.96

	JAN 21	FEB 21	MAR 21	APR 21	MAY 21	JUN 21	JUL 21	AUG 21	TOTAL
5500 Miscellaneous Charges									
5501 Late Charges	0.00	20.00	0.00	760.00	0.00	0.00	0.00	0.00	780.00
5503 10-Day Demand Letter Fees	0.00	0.00	0.00	500.00	0.00	0.00	0.00	0.00	500.00
5506 NSF Charge	0.00	0.00	0.00	0.00	35.00	0.00	0.00	0.00	35.00
5516 Attorney Turnover	0.00	0.00	0.00	0.00	0.00	100.00	0.00	0.00	100.00
5500 Total Miscellaneous Charges	0.00	20.00	0.00	1,260.00	35.00	100.00	0.00	0.00	1,415.00
TOTAL EXPENSE	2,546.39	5,734.57	6,097.09	5,896.86	7,717.76	6,998.62	8,945.16	8,009.96	51,946.41
NET INCOME	20,852.60	10,151.93	4,367.73	773.46	-6,403.13	-6,485.36	-7,607.80	-7,758.41	7,891.02
NET INCOME SUMMARY									
Income	23,398.99	15,886.50	10,464.82	6,670.32	1,314.63	513.26	1,337.36	251.55	59,837.43
Expense	-2,546.39	-5,734.57	-6,097.09	-5,896.86	-7,717.76	-6,998.62	-8,945.16	-8,009.96	-51,946.41
NET INCOME	20,852.60	10,151.93	4,367.73	773.46	-6,403.13	-6,485.36	-7,607.80	-7,758.41	7,891.02



Financial Statement

Property: Old Sweetbriar Farm HOA Reserves

01/01/21 - 08/31/21 (cash)

ASSETS

Bank	
1020 Cash in NW Bank Replacement Reserve	75,290.31
Total Bank	75,290.31
TOTAL ASSETS	75,290.31

LIABILITIES & EQUITY

Equity	
Equity	
3000 Fund Balances	12,000.00
3002 Replacement Fund Balance Prior Year	55,918.23
Total Equity	67,918.23
Income	
4901 Reserve Assessments	7,200.00
4906 Reserve Interest	172.08
Total Income	7,372.08
Net Income (1/1/2021 thru 8/31/2021)	7,372.08
Total Equity	75,290.31
TOTAL LIABILITIES & EQUITY	75,290.31